

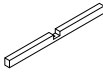





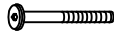

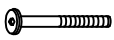


Parts & Hardware

NO	HARDWARE LIST		QTY
1		TABLE TOP	1
2		LEG	4
3		SIDE SUPPORT	2
4		CENTER SUPPORT	1
A		BOLT M10 X 80	8
B		SPRING WASHER M10	8
C		WASHER M10	8
D		17mm HEX WRENCH	1
E		BOLT M8 X 60	4
F		ALLEN KEY	1
G		BOLT M8 X 40	2

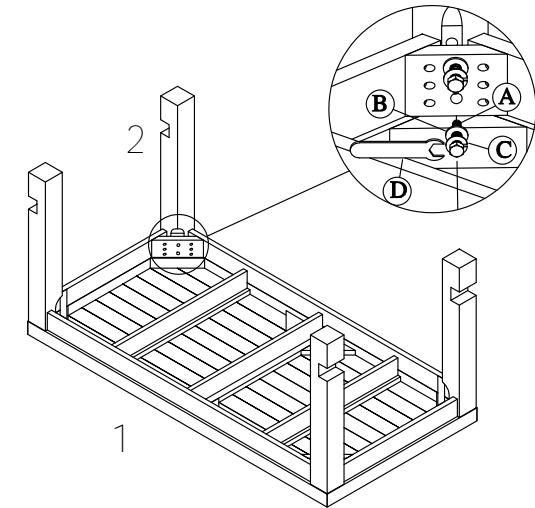
Garden Trading®

Brookville Table - Pine Assembly Instructions

Please read through these instructions and ensure they are kept for future reference. All parts and hardware are listed on the back of this guide.

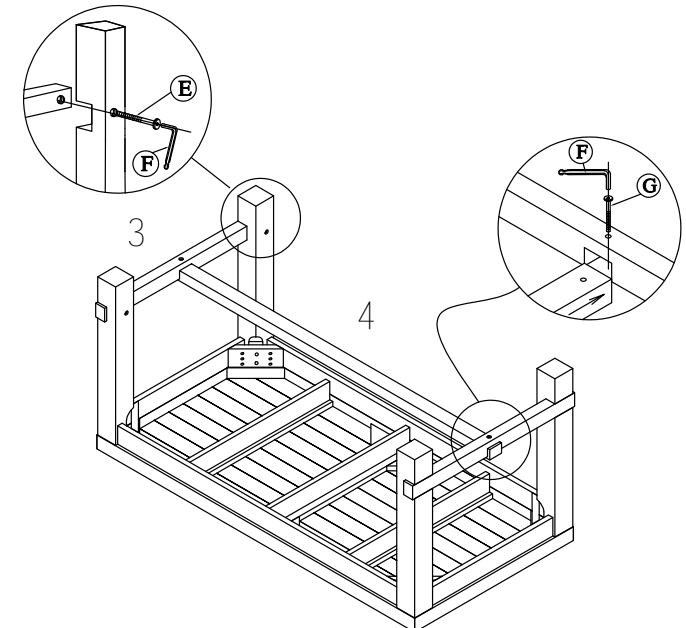
STEP 1

Assemble part (1) & (2)



STEP 2

Assemble part (3) & (4)



Customer Services:

gardentrading.co.uk

+44 (0)1993 845 559

customerservices@gardentrading.co.uk

Opening Hours: Monday - Friday: 8.30am - 5.30pm (Friday close at 5.00pm)

The Garden Trading Company Ltd, Carterton South Industrial Estate, Black Bourton Road, Carterton, Oxon, OX18 3EZ

