

Customer Services:

gardentrading.co.uk

+44 (0)1993 845 559

customerservices@gardentrading.co.uk

Opening Hours: Monday - Friday: 8.30am - 5.30pm (Friday close at 5.00pm)

The Garden Trading Company Ltd, Carterton South Industrial Estate, Black Bourton Road, Carterton, Oxon, OX18 3EZ

Garden Trading®

Alma Bathroom Wall Light Installation Instructions

Please read through these instructions and ensure they are kept for future reference.

Please note, this fitting is not supplied with a bulb.

Bulb required: 1 x G9 Max 2.5W Bulb



Safety Information

Lights that require wiring in:

1. It is recommended that this fitting is installed by a qualified electrician.
2. The fitting should be fitted in accordance with current UK Buildings and Wiring Regulations.
3. Before attempting installation or maintenance, ensure the power is switched off at the mains power switch. Ensure other persons cannot restore the electricity supply without your knowledge.
4. If in doubt, please consult a qualified electrician.
5. To avoid damage to concealed wiring during installation, establish the direction of the supply cable before drilling fixing holes.
6. Extra holes should not be drilled into the plastic back plate as this may cause the plastic to crack and break under pressure.
7. This fitting should be fitted to a lighting supply with a protected 5-amp fuse or equivalent circuit breaker.
8. Always be sure to use the correct type and wattage of bulb as indicated on the fitting (and stated above).
9. Do not exceed the maximum wattage stated on the fitting.
10. Using the incorrect bulb or wattage may cause damage to the light and therefore void the warranty.
11. When changing the bulb, ensure the mains power supply is switched off and allow the old bulb to cool before handling. Dispose of bulbs carefully.

Customer Services:

gardentrading.co.uk

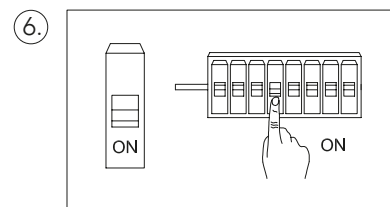
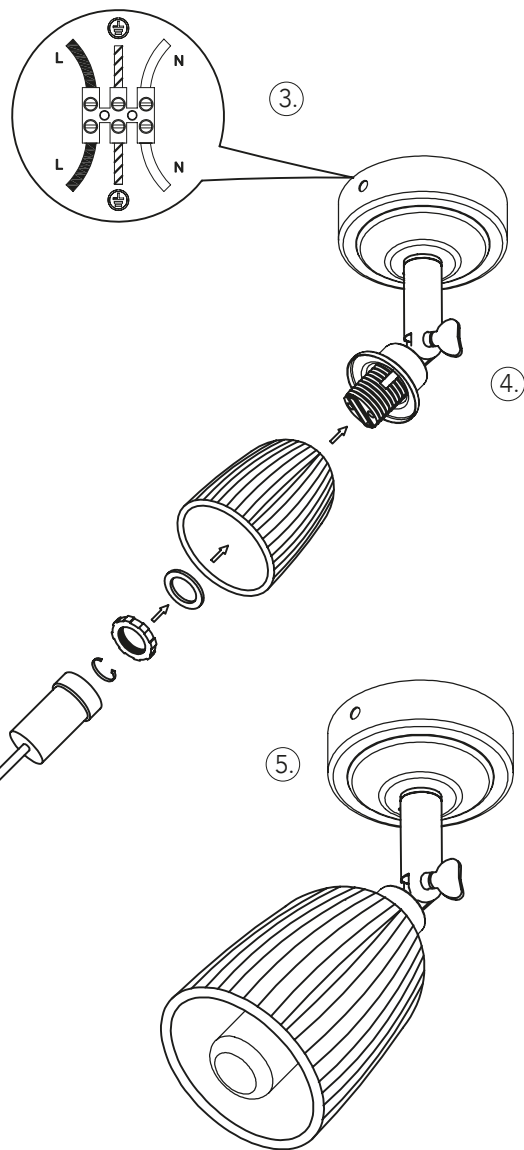
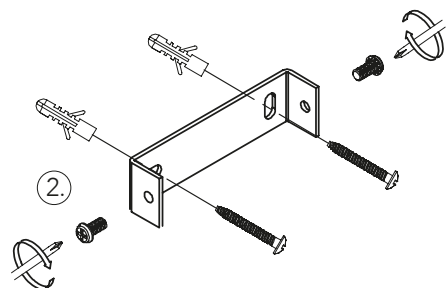
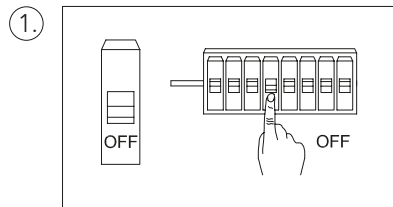
+44 (0)1993 845 559

customerservices@gardentrading.co.uk


Opening Hours: Monday - Friday: 8.30am - 5.30pm (Friday close at 5.00pm)

The Garden Trading Company Ltd, Carterton South Industrial Estate, Black Bourton Road, Carterton, Oxon, OX18 3EZ

Garden Trading®



Installation

- Please read through these instructions carefully before installation
- This fitting is IP44 rated for bathroom use 

Extra Information/Notes

1. Once these instructions have been correctly carried out, the mains can be re-connected and the fitting will be ready for use
2. Please keep these instructions available for future use
3. We recommend cleaning with a soft dry cloth. Don't use abrasive materials, this may affect the finish and therefore void the warranty
4. Waste electrical products should not be disposed of with household waste. Please recycle where facilities exist. Check with your Local Authority or retailer for recycling advice.

Household Circuit Information

Household Circuit	Connects to	Fitting Wire Colour
Blue or Black (Neutral)	>	Neutral 'N'
Green/Yellow-sleeved Copper (Earth)	>	Green/Yellow
Brown or Red – Switched Live	>	Live 'L'

Check that...

- You have correctly identified the house wires
- The connections are tight
- No loose strands have been left out of the connection block