

Extra Information

1. Working time will be affected when there is a lack of sunshine e.g. cloud cover or shorter days during winter months
2. We recommend cleaning the solar panel periodically with a microfibre cloth (not included). Don't use abrasive materials as this may affect functionality and finish
3. Please keep these instructions for future use
4. Waste electrical products should not be disposed of with household waste

Please recycle where facilities exist. Check with your Local Authority or retailer for recycling advice


Garden Trading®

Skye Solar Floor Lantern Installation Instructions

Please read through these instructions and ensure they are kept for future reference. Standard screws are included, however these won't be suitable for all surfaces. Please ensure you source and use the correct screws for the surface you are mounting this light onto.

Please note, we do not provide replacement or alternative screws.

This light does not require wiring in.



Safety Information

1. Do not alter, dismantle or change anything within the solar light, as doing so will void the warranty.
2. Do not expose cells or batteries to heat, fire or mechanical shock
3. In the event of the cell or battery leaking, so not allow liquid to come into contact with eyes or skin. If contact has been made, wash the affected area with water and seek medical advice.
4. Seek medical advice immediately if a cell or battery has been swallowed.
5. To avoid damage to concealed wiring using installation, establish location of cables before drilling fixing holes.

Technical Data

- LED colour temperature 3000K
- Brightness on Standby 75 lumens
- Brightness Settings: Mode A: 75lm | Mode B: Steady 75lm & Motion Active 400lm x 25s | Mode C: Motion Active 600lm x 25s
- Rechargeable li-Ion battery
- Charging time: 8 hours (in sunshine)
- Working time: +10 hours when in Mode A

Customer Services:

www.gardentrading.co.uk

+44 (0)1993 845 559

customerservices@gardentrading.co.uk

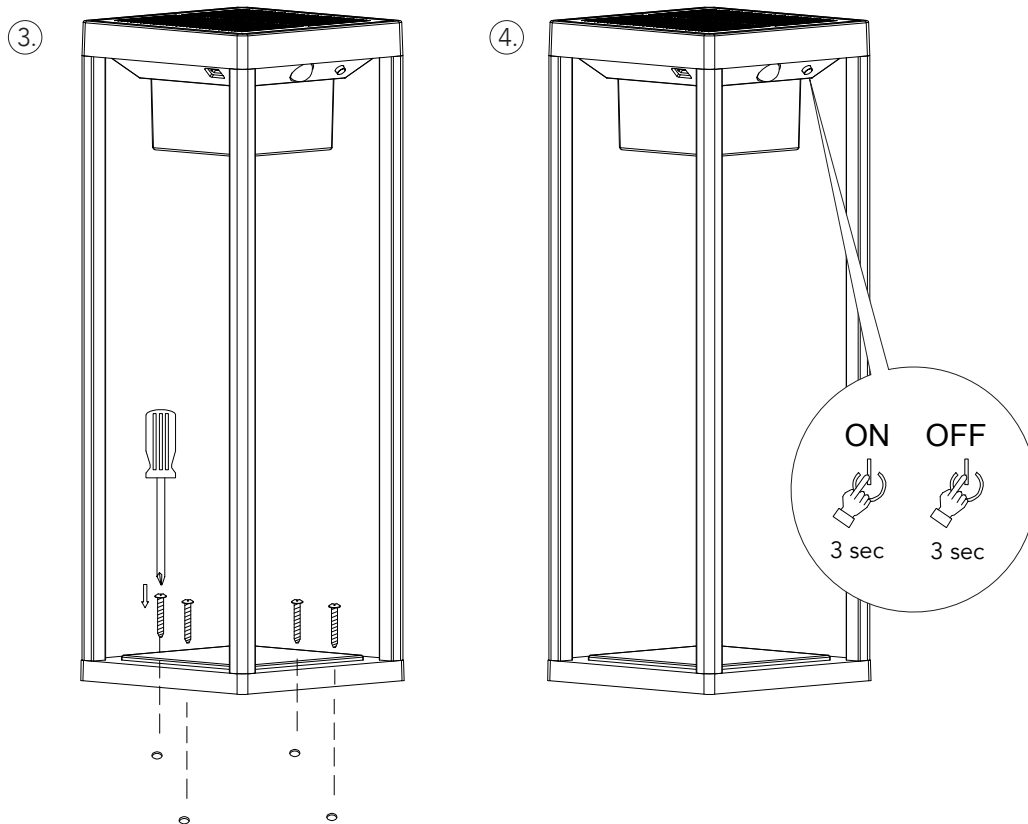
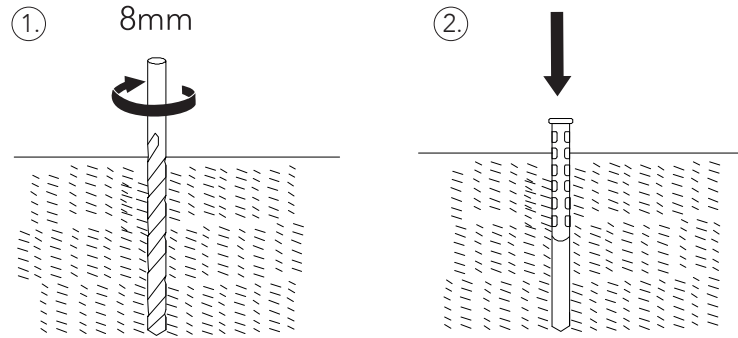
Opening Hours: Monday - Friday: 8.30am - 5.30pm (Friday close at 5.00pm)

The Garden Trading Company Ltd, Carterton South Industrial Estate, Black Bourton Road, Carterton, Oxon, OX18 3EZ

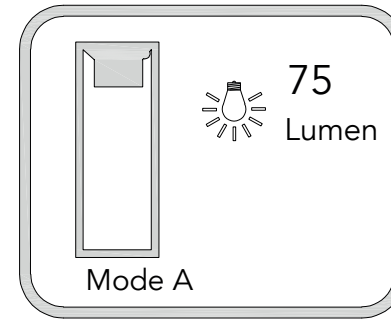
Garden Trading®

Installation

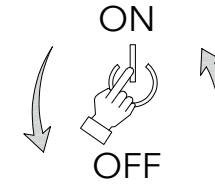
- Please read through these instructions carefully before installation
 - This fitting is IP44 rated for outdoor use
- Please ensure the light is fitted in a position with enough direct sunlight and is not obscured by plants, roof etc.
 - For better performance allow the light to charge in the sun for 8 hours before switching on for the first time
 - Switch off when not in use for prolonged periods of time



Sensitivity of the sensor may be less efficient if it is obscured by a barrier e.g. plants, buildings.
The sensor is factory preset, meaning that the angle, distance and brightness cannot be adjusted



1. Press for 3 seconds



2. Press for 1 second

