


Parts & Hardware

	x 2 PCs
---	---------

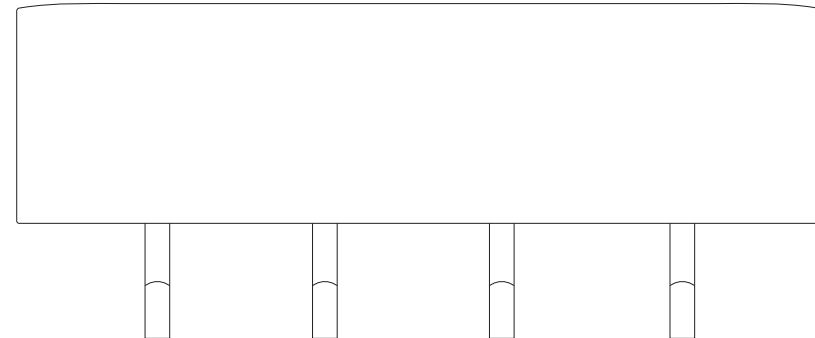
Extra Information/Notes

1. Please keep these instructions available for future use
3. We recommend cleaning with a soft dry cloth. Don't use abrasive materials, this may affect the finish and therefore void the warranty
4. Please recycle where facilities exist. Check with your Local Authority or retailer for recycling advice

Garden Trading®

Key Hook Installation Instructions

Please read through these instructions and ensure they are kept for future reference.



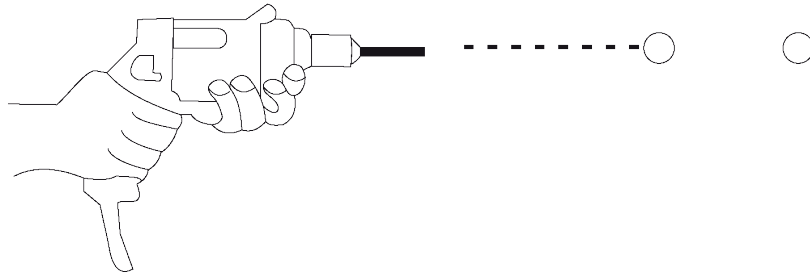
Garden Trading®

Installation

- Please read through these instructions carefully before installation
-


1.

Mark position.
Drill holes.



3.

Install hook in wall mounting.



2.

Insert the expansion nail.

