





Parts & Hardware

A		x 1 PC
B		x 4 PC
C		x 16 PC
D		x 16 PC

Garden Trading®

Walcote Butchers Block Assembly Instructions

Please read through these instructions and ensure they are kept for future reference.
All parts and hardware are listed on the back of this guide.



Care Instructions

This product is made from Bayur wood. Wood is a natural material and natural colour variances may occur.

To prolong the life of your Butchers Block, we recommend you regularly treat the wood using a treatment oil.

To keep your Butchers Block clean, we advise wiping clean with a damp cloth in the direction of the grain.

In case of any spillages, immediately wipe down the affected area as the wood is porous and can cause stains.

Always use place mats and coasters, to prevent scratching, heat rings and water marks.

We recommend keeping your Butchers Block away from heat sources like radiators – plus moisture – to prevent warping.

To preserve its condition and avoid fading over time, avoid exposing your Butchers Block to direct sunlight.

We advise against the use of abrasive or corrosive cleaning agents as discolouration may occur and cause the wood to crack.

Recommended for indoor use only.

Garden Trading®

gardentrading.co.uk

customerservices@gardentrading.co.uk

TGTC, Hargreaves Road, Groundwell Industrial Estate, Swindon, SN25 5AZ

①

