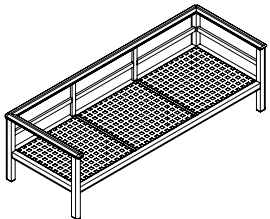
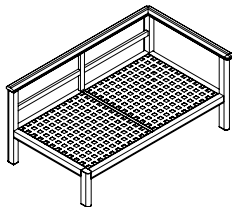
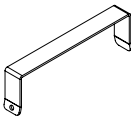


Parts & Hardware

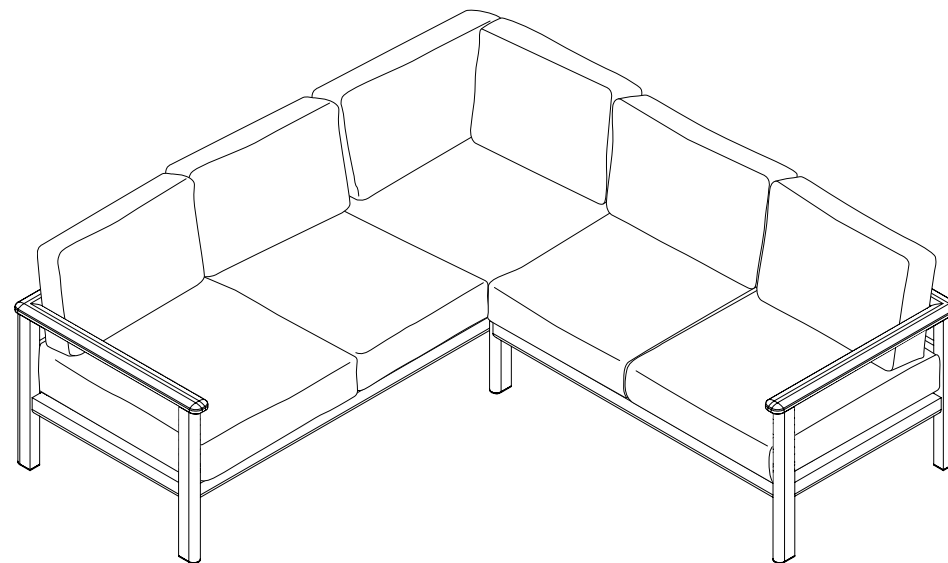
A		x 1 PC
B		x 1 PC
C		x 2 PC

Garden Trading®

Tuffley Corner Sofa Assembly Instructions

Please read through these instructions and ensure they are kept for future reference.
All parts and hardware are listed on the back of this guide.

WHEN ASSEMBLING THIS PRODUCT PLEASE PLACE PARTS ON A SOFT SURFACE TO AVOID DAMAGE OR SCRATCHES.



Care Instructions

We recommend assembling your furniture on a non-abrasive surface such as a dust sheet or the original cardboard packaging.

Please avoid positioning your furniture on uneven surfaces.

To avoid fading over time, do not expose your furniture to direct sunlight.

We advise against the use of abrasive or corrosive cleaning agents as discolouration may occur.

In the event of any spills, wipe them immediately with a damp cloth.

Please do not drag the furniture, we recommend to always lift it to move, avoiding any breakages.

Whilst suitable for indoor and outdoor use, we recommend storing your furniture inside or undercover to preserve its condition during the winter months.


We advise that two people assemble the product together. Parts can be heavy

Garden Trading®

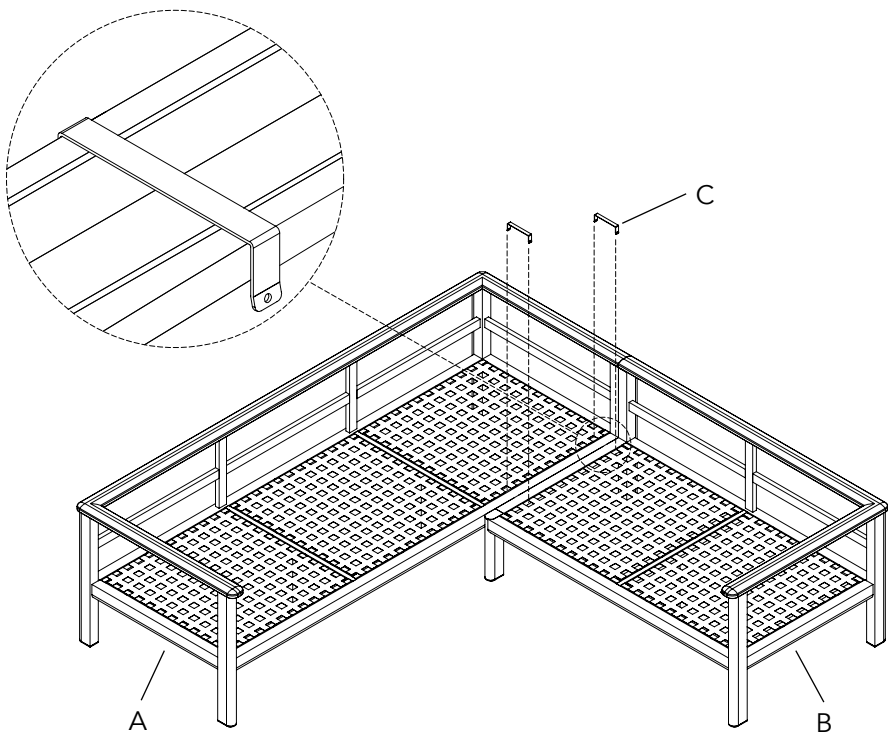
gardentrading.co.uk

customerservices@gardentrading.co.uk

TGTC, Hargreaves Road, Groundwell Industrial Estate, Swindon, SN25 5AZ



①



②

