

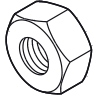


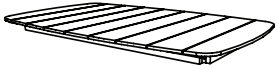


## Table Parts & Hardware

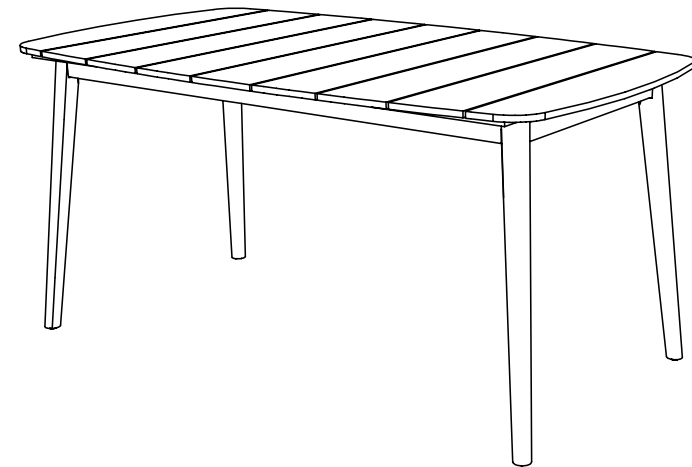
A		x 8 PC
B		x 8 PC
C		x 8 PC
D		x 1 PC
E		x 4 PC
F		x 1 PC

# Garden Trading®

## Harford Dining Table | Small Assembly Instructions

Please read through these instructions and ensure they are kept for future reference.  
All parts and hardware are listed on the back of this guide.

**WHEN ASSEMBLING THIS PRODUCT PLEASE PLACE PARTS  
ON A SOFT SURFACE TO AVOID DAMAGE OR SCRATCHES.**



### Care Instructions

Suitable for indoor and outdoor use.

Dust regularly with a clean dry cloth.

Wipe up any spills immediately with a damp cloth and then dry the surface with a clean dry cloth.

Never use abrasive or corrosive cleaning agents.

Always use place mats and coasters to protect the surface from moisture and heat

Do not drag furniture, always lift to move.

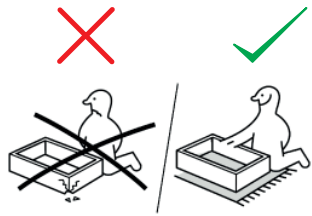
Store inside or under cover during the winter months.

# Garden Trading®

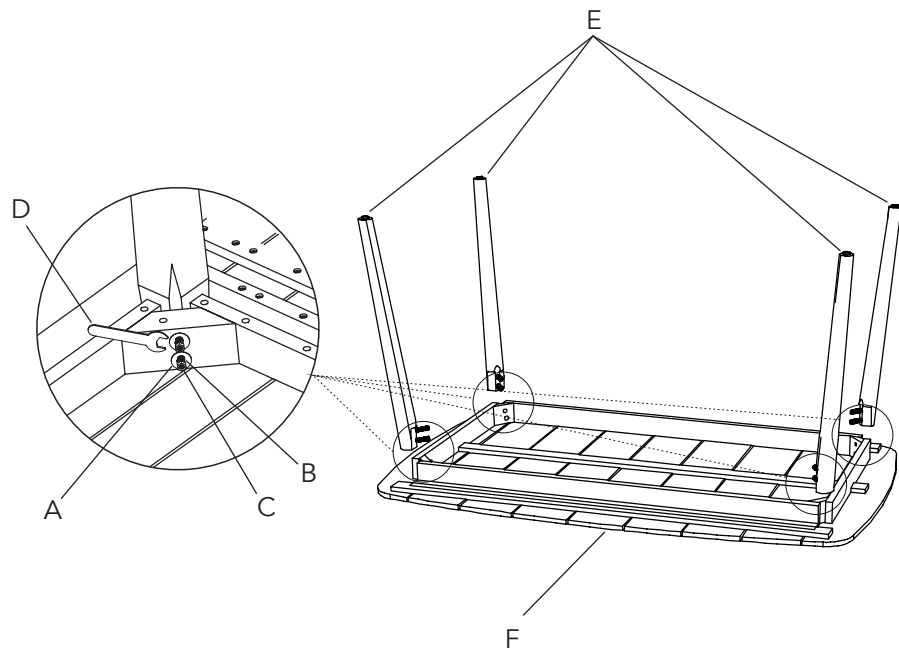
[gardentrading.co.uk](http://gardentrading.co.uk)

[customerservices@gardentrading.co.uk](mailto:customerservices@gardentrading.co.uk)

TGTC, Hargreaves Road, Groundwell Industrial Estate, Swindon, SN25 5AZ



①



②

