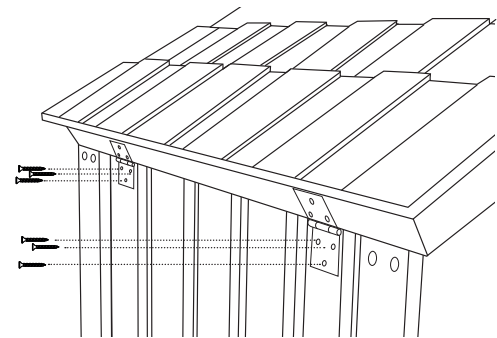
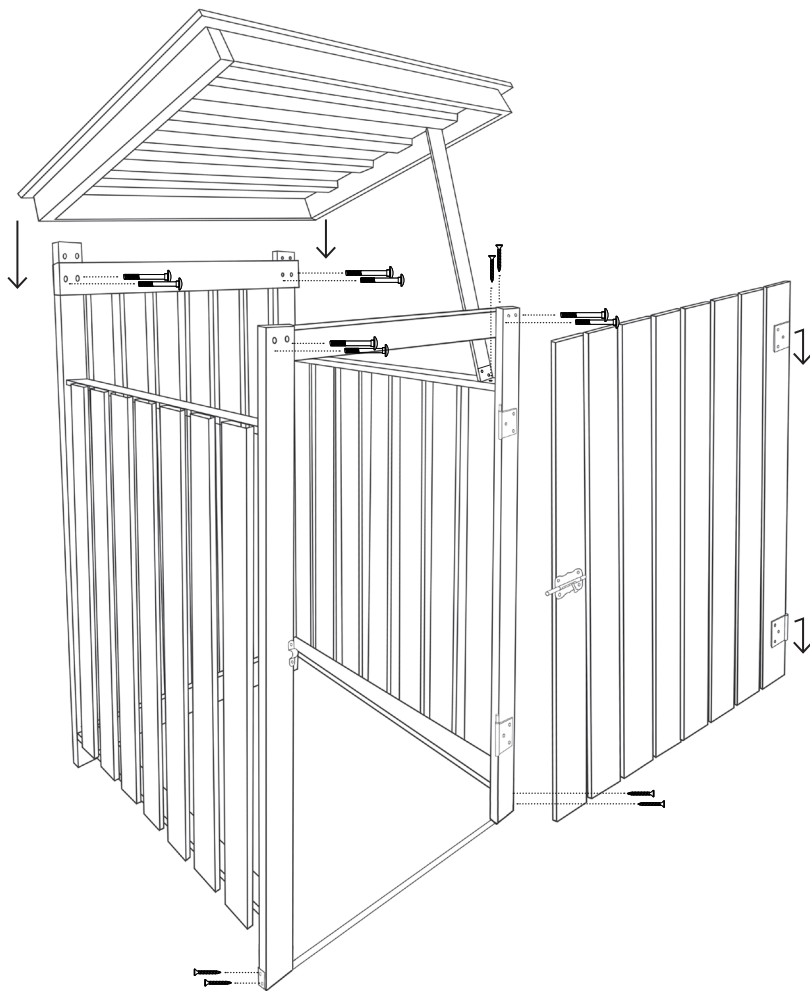
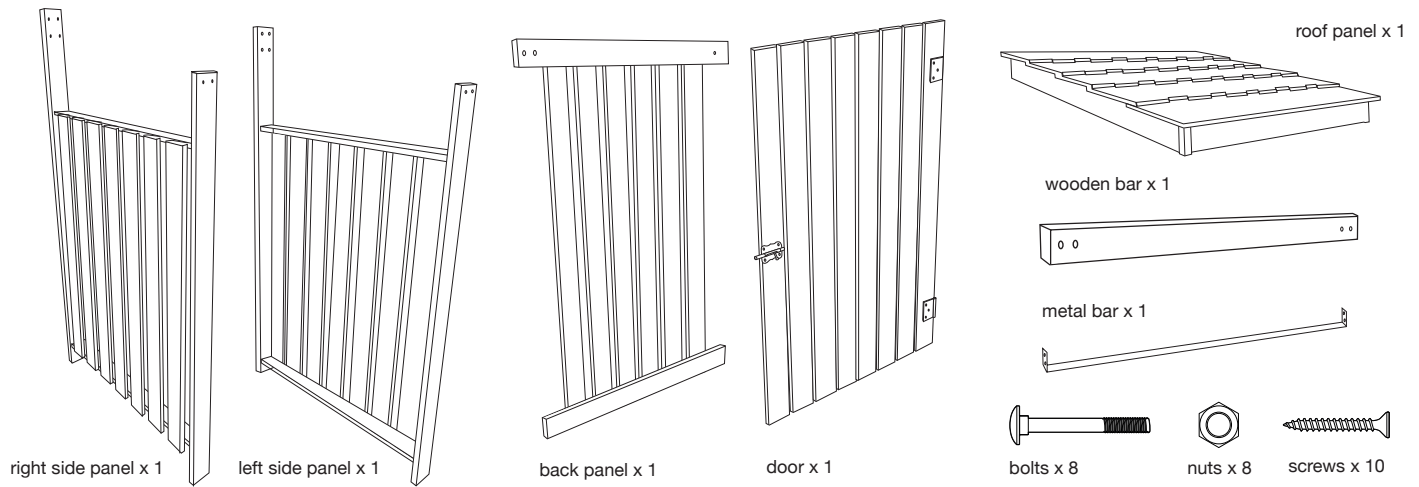


Garden Trading®

Chelwood Bin Store



Assembly Instructions:

1. Affix two side panels to the back panel using the bolts provided.
2. Screw metal bar to the bottom front legs.
3. Bolt wooden bar across the top of the door opening.
4. Place roof on top and fix to the back hinges using the screws provided.
5. Hang the door on the hinges.
6. Once fully assembled make sure all fixings are re-tightened.

Please re-treat the wood annually with a waterproof stain to prolong it's life.

gardentrading.co.uk • +44 (0)1993 845559

customerservices@gardentrading.co.uk

Opening Hours: Monday - Friday: 8.30am - 5.30pm (Friday close at 5.00pm)

The Garden Trading Company Ltd, Carterton South Industrial Estate, Black Bourton Road, Carterton, Oxon, OX18 3EZ