

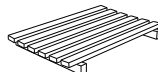


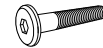




## Parts & Hardware

A		x 2 PC
B		x 1 PC
C		x 1 PC
D		x 1 PC
E		x 1 PC
F		x 8 PC
G		x 4 PC
H		x 1 PC


# COTSWOLD TEAK

LUXURY GARDEN FURNITURE

## Ergo Teak Armchair Assembly Instructions

Please read through these instructions and ensure they are kept for future reference.  
All parts and hardware are listed on the back of this guide.

**WHEN ASSEMBLING THIS PRODUCT PLEASE PLACE PARTS ON A SOFT SURFACE TO AVOID DAMAGE OR SCRATCHES.**



### Care Instructions

This product is made from Teak Wood. Wood is a natural material and natural colour variances may occur. We recommend assembling your armchair on a non-abrasive surface such as a dust sheet or the original cardboard packaging.

Please avoid positioning your furniture on uneven surfaces.

To preserve its condition and avoid fading over time, avoid exposing your table to direct sunlight.

We advise against the use of abrasive or corrosive cleaning agents as discolouration may occur.

In the event of any spills, wipe them immediately with a soft damp cloth to avoid stains.

To prevent any damage to your armchair, we advise against the use of power tools to assemble.

Whilst suitable for indoor and outdoor use, we recommend storing your furniture inside or undercover to preserve its condition during the winter months.

Please do not drag the furniture, we recommend to always lift it to move, avoiding any breakages.

We advise that two people assemble the product together. Parts can be heavy.

COTSWOLD TEAK  
LUXURY GARDEN FURNITURE

cotswoldteak.com

customerservices@cotswoldteak.com

Hargreaves Road, Groundwell Industrial Estate, Swindon, SN25 5AZ

