
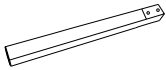






Parts & Hardware


A		x 1 PC
B		x 4 PC
C		x 1 PC
D		x 8 PC
E		x 8 PC
F		x 1 PC

Garden Trading®

Walcote Round Extending Dining Table Assembly Instructions

Please read through these instructions and ensure they are kept for future reference.
All parts and hardware are listed on the back of this guide.

**WHEN ASSEMBLING THIS PRODUCT PLEASE PLACE PARTS
ON A SOFT SURFACE TO AVOID DAMAGE OR SCRATCHES.**



Care Instructions

This product is made from Bayur Wood. Wood is a natural material and natural colour variances may occur.

We recommend assembling your table on a non-abrasive surface such as a dust sheet or the original cardboard packaging.

We recommend keeping your furniture away from heat sources like fireplaces or radiators - plus moisture - to prevent warping.

To preserve its condition and avoid fading over time, avoid exposing your table to direct sunlight. Discoloration may occur and cause the wood to crack.

In case of any spillages, immediately wipe up with a soft damp cloth to avoid any stains.

Always use place mats and coasters, to prevent scratching, heat rings and water marks. Do not place hot or cold items directly onto your furniture.

We advise against the use of abrasive or corrosive cleaning agents.

Please do not drag the furniture, we recommend to always lift it to move, avoiding any breakages.

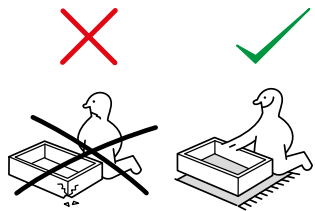
To prevent any damage to your table, we advise against the use of power tools to assemble.

Garden Trading®

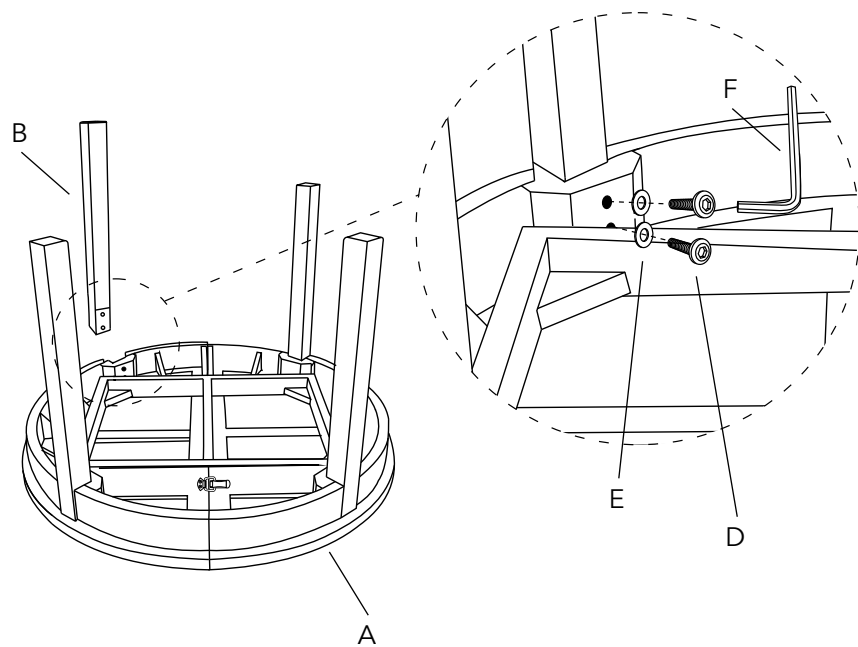
gardentrading.co.uk

customerservices@gardentrading.co.uk

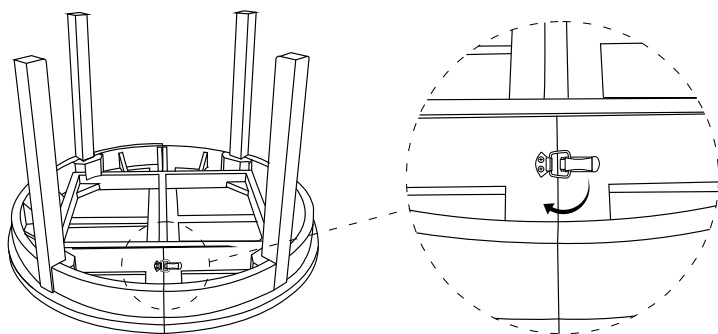
TGTC, Hargreaves Road, Groundwell Industrial Estate, Swindon, SN25 5AZ



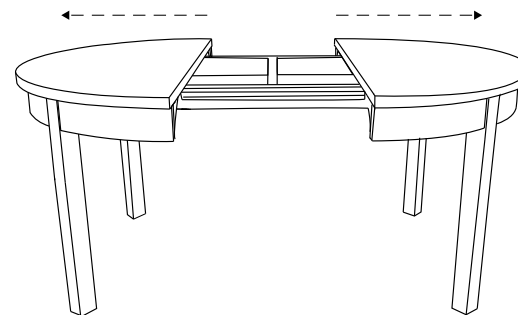
①



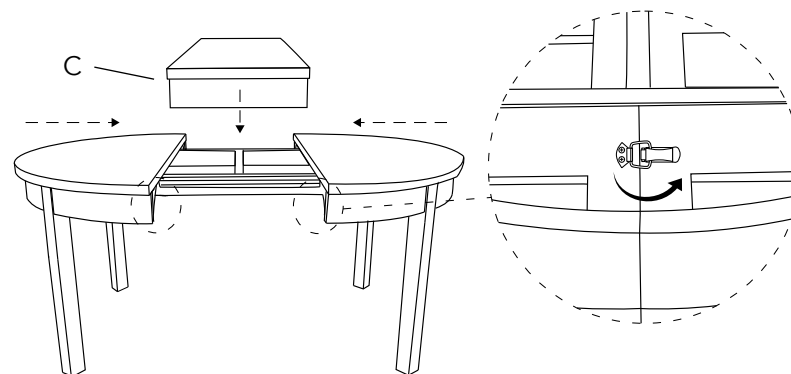
②



③



④



⑤

