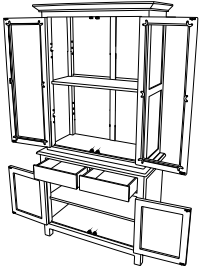




## Parts & Hardware


A		x 1PC
B		x 2 PCS
C		x 8 PCS

# Garden Trading®

## Walcote Glass Display Cabinet Assembly Instructions

Please read through these instructions and ensure they are kept for future reference.  
All parts and hardware are listed on the back of this guide.

**WHEN ASSEMBLING THIS PRODUCT PLEASE PLACE PARTS  
ON A SOFT SURFACE TO AVOID DAMAGE OR SCRATCHES.**



### Care Instructions

This product is made from Bayur wood. Wood is a natural material and variations in colour and texture may occur.

To keep your furniture clean, we advise wiping clean with a damp cloth in the direction of the grain. We recommend keeping your furniture away from heat sources like radiators – plus moisture – to prevent warping.

To preserve its condition and avoid fading over time, avoid exposing your furniture to direct sunlight. We advise against the use of abrasive or corrosive cleaning agents as discolouration may occur and cause the wood to crack.

Please do not drag the furniture, we recommend to always lift it to move, avoiding any breakages. Parts can be heavy, we advise two people for assembly.

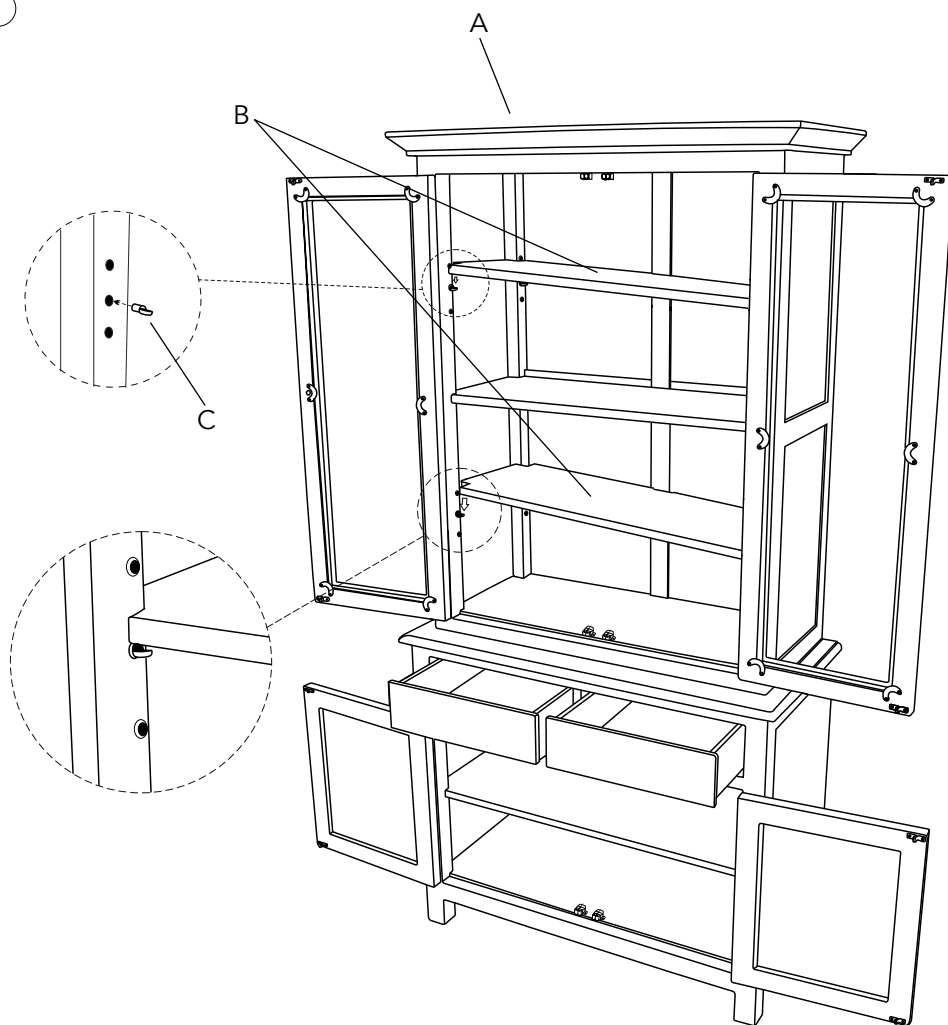
# Garden Trading®

[gardentrading.co.uk](http://gardentrading.co.uk)


[customerservices@gardentrading.co.uk](mailto:customerservices@gardentrading.co.uk)

TGTC, Hargreaves Road, Groundwell Industrial Estate, Swindon, SN25 5AZ

①



②



**WARNING**  
STRICTLY 2 PERSON LIFT



IIFWA600 / FWA601