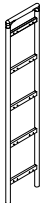
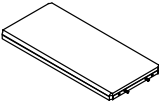






Parts & Hardware


A		x 2 PC
B		x 5 PC
C	 M6 x 35mm	x 20 PC
D		x 20 PC
E		x 20 PC
F		x 1 PC

GardenTrading®

Ellwood Bookcase Assembly Instructions

Please read through these instructions and ensure they are kept for future reference.
All parts and hardware are listed on the back of this guide.

**WHEN ASSEMBLING THIS PRODUCT PLEASE PLACE PARTS
ON A SOFT SURFACE TO AVOID DAMAGE OR SCRATCHES.**



Care Instructions

This product is made from Oak Wood. Wood is a natural material and natural colour variances may occur.

We recommend assembling your furniture on a non-abrasive surface such as a dust sheet or the original cardboard packaging.

To prolong the life of your furniture, we advise dusting it regularly with a soft, dry cloth.

We recommend keeping your furniture away from heat sources like fireplaces or radiators - plus moisture - to prevent warping.

To preserve its condition and avoid fading over time, avoid exposing your table to direct sunlight. Discoloration may occur and cause the wood to crack.

In case of any spillages, immediately wipe up with a soft damp cloth to avoid any stains.

We advise against the use of abrasive or corrosive cleaning agents.

Please do not drag the furniture, we recommend to always lift it to move, avoiding any breakages.

To prevent any damage to your furniture, we advise against the use of power tools to assemble.

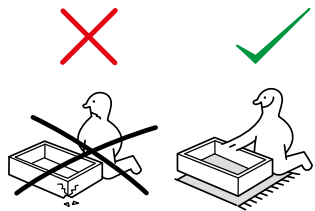
We advise that two people assemble the product together.

GardenTrading®

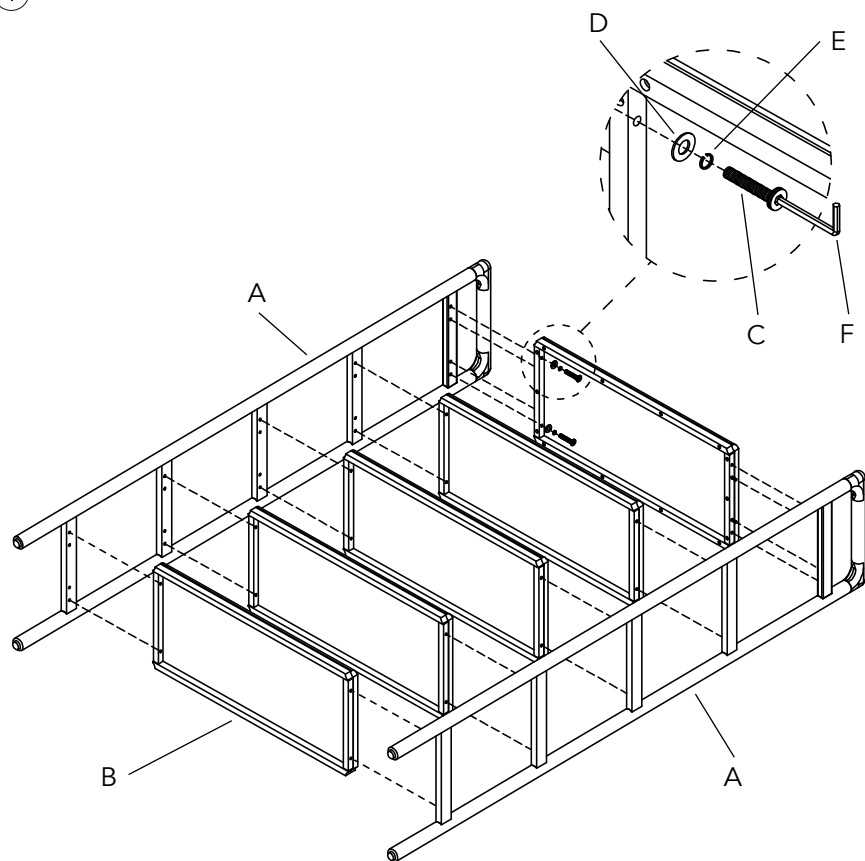
gardentrading.co.uk

customerservices@gardentrading.co.uk

TGTC, Hargreaves Road, Groundwell Industrial Estate, Swindon, SN25 5AZ



①



②

